

## **Culvert Requirements**

### **Please read, sign, and attach to the Construction Permit Application**

No materials may be brought into the Cape, nor construction started until the permit application has been approved. I agree that if any construction is begun without a valid permit having been issued and conspicuously displayed on the property, non-compliance fees will be assessed and the matter may be turned over to the CCPOA attorney for legal remedy and that I will be liable for attorney fees, court costs, and other applicable fees. I hereby grant reasonable access to my property by members of the ACC and CCPOA Board of Directors to determine compliance and progress until such time as the project is completed.

This signed Culvert Requirement form must be accompanied by:

1. A completed Construction Permit Application package showing all materials and installation methods.
2. One copy of a scaled drawing showing property lines, easements, and the location and width of culverts and driveways.
3. Indication of the concrete end cap style that will be added to the culvert.

### **Material Specifications**

Approved materials: (specify your choice)

\_\_\_\_\_1. Concrete

\_\_\_\_\_2. Commercial grade galvanized steel

\_\_\_\_\_3. Plastic pipe with ribbed exterior and smooth interior

Maximum length of culvert, not including apron to be 40'.

Minimum length of culvert, not including apron to be 20'.

Minimum inside diameter of round culvert: 15", unless otherwise specified by CCPOA.

Minimum inside size of oval culvert to be 15" x 21"

The CCPOA will specify culvert diameter depending on the location of the culvert within the subdivision.

**Installation Specifications**

Culverts must be buried to a depth determined by the CCPOA

Culverts must be covered with a minimum of 4" of crushed rock, gravel, concrete or other material to be approved by the ACC.

All culverts must have concrete end caps or apron of such size and style recommended by the CCPOA.

Culvert ends must be no closer than 5' to any property line.

**Culvert Extension Specifications**

Any extension must meet drainage specifications defined by CCPOA.

Any extension must be of the same material and inside dimension as the existing culvert.

Extensions must be attached to the existing culvert with a collar or seal.

Extended or modified culverts must have concrete end caps or apron of such size and style recommended by the CCPOA.

Culvert end caps must be no closer than 5' to any property line.

The CCPOA and ACC are responsible only for ascertaining that our building restrictions are met. CCPOA and ACC make no warranty, implied or otherwise, regarding structural/design strengths.

\_\_\_\_\_  
Signature of Property Owner

\_\_\_\_\_  
Lot #


\_\_\_\_\_  
9-1-1 Street Address

\_\_\_\_\_  
Date


\_\_\_\_\_  
Date Received by CCPOA

\_\_\_\_\_  
CCPOA Office Staff Member


1




3



2



4



5

